




Follow up lessons



I.M.P.S.
Learning to be safe

"My staff and I always agree that I.M.P.S. is one of the most important things that the Y6 class do each year"

Head Teacher

Information for teachers.

Literacy

The children may:

- Individually plan and write a story about an emergency situation.
- Use their experience of the I.M.P.S. programme as a starting point remembering DRS ABC
- Illustrate the story if time allows.

You may start them with an introduction paragraph to continue.

This may lead on from role play situations.

First aid

Individually or in groups, the children:

- complete the I.M.P.S. first aid activity either with words, pictures or a combination of the two. Remind them to write text before speech bubbles (if used.)

Groups may present answers to the rest of the class.

Resuscitation

Individually, the children:

- fill in the resuscitation activity sheet. They should use text and pictures (draw and write). Speech bubbles may be used.

Fundraising

In groups, the class:

- should discuss and plan how they could raise money for I.M.P.S.
- Brainstorm ideas for raising money.
- Organise group presentations to the rest of the class, and choose a winning idea to support.

A class representative can write to I.M.P.S. (we really do want to know!)

Take a tour of the emergency department

As a class, in small groups or individually, the children can take a tour of the emergency department during an IT lesson.

The interactive resource is split into 4 modules following 3 children around the department after they each receive an avoidable injury.

The children should take part in the attitudes and behaviour quiz individually.

Check out our online resources at www.impsweb.co.uk

Literacy activity



Imagine you are out in your local area one afternoon in the holidays with a group of friends and you come upon an emergency situation.

Write a story about the event.

First of all plan out your story to include an introduction, middle and an ending.

Here are some questions to help you with your planning.

- What has happened?
- Who is involved?
- How can you help?
- Is it safe for you to help?
- Who is there to help you?
- How you would feel?
- What you would do?
- Do you need to call the emergency services?
- Are they breathing?
- Do you know where the nearest AED is? Do you think you might need to use one?

Write your story out neatly and illustrate it if you have time.

First aid activity



Write your answers in the boxes

What would you do if.....

Your sister spilt a hot cup of tea on her hand?



Your gran fell and cut herself badly on a piece of broken glass?



Your teacher was eating an orange and he started choking?



Your neighbour electrocuted himself when using an electric hedge cutter?



Your cousin fell off his bike?



The goal keeper had her front tooth knocked out during a match?



Resuscitation Activity



Fill in the boxes with pictures and writing. You can use speech bubbles if you want to. (Remember to do the writing before drawing the bubbles.)

D is for	R is for
S is for	A is for
B is for	999 is for
C is for	What is an AED?

Fundraising activity



I.M.P.S. raises money to continue to teach children how to take safer risks and how to help in an emergency situation. We would love some help from you!

As a class answer the following questions:

- What did you enjoy most about I.M.P.S.?
- What did you learn with I.M.P.S.?
- What will you do differently because of I.M.P.S.?
- I.M.P.S. costs £16.50 per head, how much will it cost for the next year 6 at your school?
- Can you raise the money to make sure that the next year 6 from your school can attend I.M.P.S.?

In groups, discuss how you could help raise some money for I.M.P.S. Choose one of your money raising ideas and plan how you will organise it.

Here is a list of things to think about when planning your activity:

- How much will it cost to put on your fund-raising activity?
- How many people do you need to help?
- To whom do you need to write to ask for help?
- How will you let people know what is happening?
- Who is your fund-raising activity aimed at? Is it for pupils in the school, your class or for parents?

As a group, present your ideas to the rest of the class and then vote on which one your class takes on.

Nominate a class representative to write to I.M.P.S. to tell us how you organised your fund raising activity. We will send your class a certificate to display at school and write about your activity on our website.

Here are some ways of raising money

- Organise a non uniform day
- Organise a cake/book/toy sale
- Run a competition
- Hold a raffle
- Put on the recovery position challenge for your parents or at a school fete.


You can find more information [here](#).



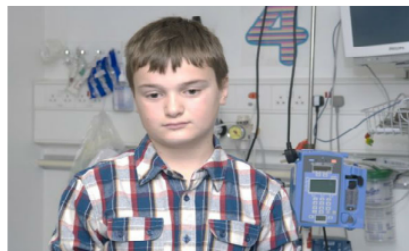
Take a tour around the Emergency Department



Follow three children through the emergency department, learn about their treatment and hospital procedures. You will be asked lots of questions along the way and at the end we invite you to fill in a quiz. Your teacher has been given the username and password for you to use.



What happened to James when he fell off his bike?

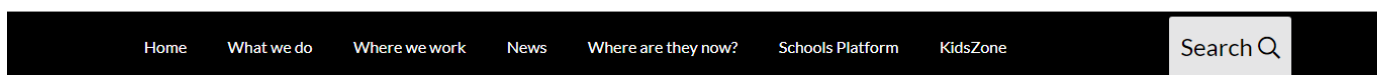


How did Mark break his wrist?



How was Lottie injured?

Click on this [link](#) or on the image below to access the I.M.P.S. computer resource. This can be completed as a class, in small groups or individually.



[Home](#) > I.M.P.S. Computer Resourc...

I.M.P.S. Computer Resource

Visit the emergency department: follow three children through the emergency department, learn about their treatment and hospital procedures

Complete the modules in order then try the quiz!



1. Attending the Emergency Department

Meet the children as they come to the Emergency Department because they have injured themselves.

[Enter the Emergency Department](#)



I.M.P.S.

Learning to be safe

Copyright © 2022 Oxford University Hospitals NHS Foundation Trust, All rights reserved.



PROUD TO BE PART OF
**Oxford
Hospitals
Charity**
REGISTERED CHARITY NO. 1175809

Contact us:

www.impsweb.co.uk

email: imps@ouh.nhs.uk

